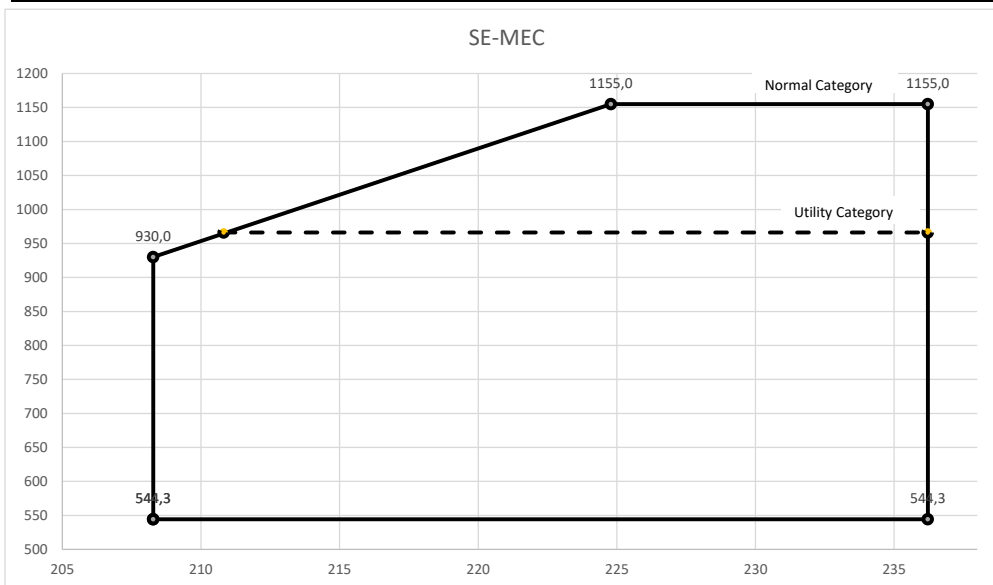




Vikt och balans

		Vikt (kg)	TP(cm)	MoM (kgcm)
Grundtomvikt SE-MEC		771,9 kg	221,3 cm	170821
Framsits			204,0 cm	
Framsits			204,0 cm	
Baksits			300,0 cm	
Baksits			300,0 cm	
Bagage	max 91 kg		363,0 cm	
Torrsvikt				
Bränsle	max 189 L std 129 L		241 cm	
Liter till kg = x0,7185	max 136 kg		241 cm	-
Startsvikt - TOW	max 1155 kg			
Bränsleförbrukning			241 cm	-
Liter till kg = x0,7185			241 cm	
Landningsvikt	max 1155 kg			



208,28;544,31 208,28;930 224,79;1155 236,22;1155 236,22;544,31 208,28;544,31

Vikt omvandling	kg	kg -> lbs	lbs
Startsvikt TOW -> kg -> lbs		x2,204 ->	
Landningsvikt -> kg -> lbs		x2,204 ->	
Startsträcka	ft	ft till m	m
25 grader flap (två Steg)		x0,305 ->	
+10% pga gräs		x0,305 ->	
Landningssträcka	ft	ft till m	m
40 grader flap (två Steg)		x0,305 ->	
+10% pga gräs		x0,305 ->	
Vind	Stråk / Bana	Vind hastighet (kn)	Vind riktning

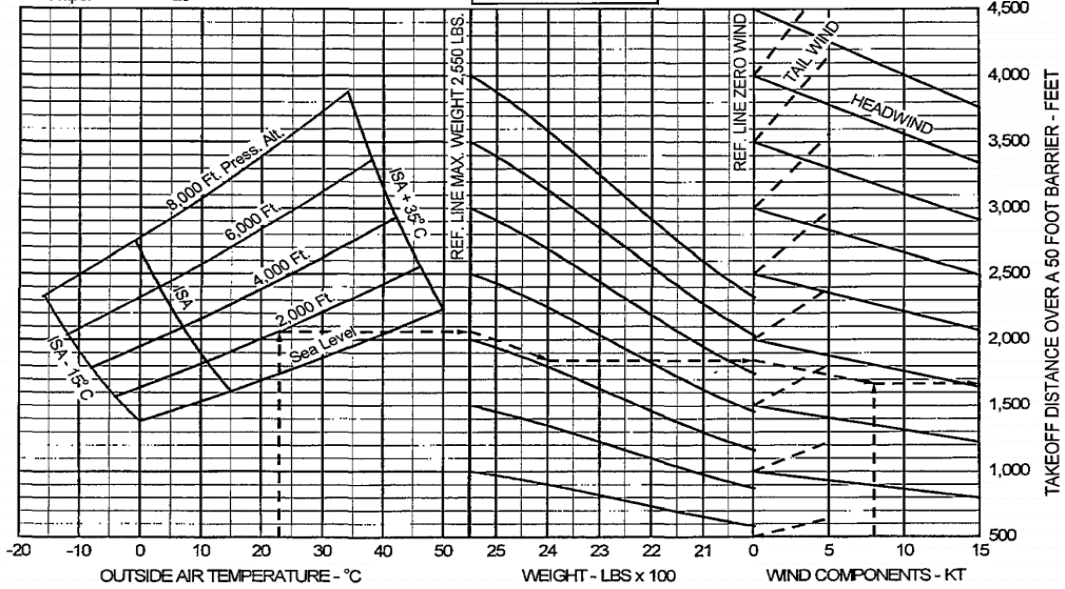
Startsträcka 50ft / Landningssträcka 50ft

FLAPS 25° TAKEOFF PERFORMANCE

ASSOCIATED CONDITIONS
 Power: FULL THROTTLE BEFORE BRAKE RELEASE
 Air Conditioner: OFF
 Runway: PAVED, LEVEL, & DRY
 Airspeed: REFER TO TABLE AT RIGHT
 Propeller: SENSENICH 76EM8S14-0-62
 Flaps: 25°

WT	TAKEOFF SPEEDS	
	LIFTOFF	KIAS
2,550	55	60
2,450	55	58
2,350	53	56
2,250	50	54

EXAMPLE
 Depart Airport Pressure Alt: 2,000 Ft.
 Temperature: 23° C
 Gross Weight: 2,400 Lb.
 Headwind: 8 Kt.
 Takeoff Distance: 1674 Ft.

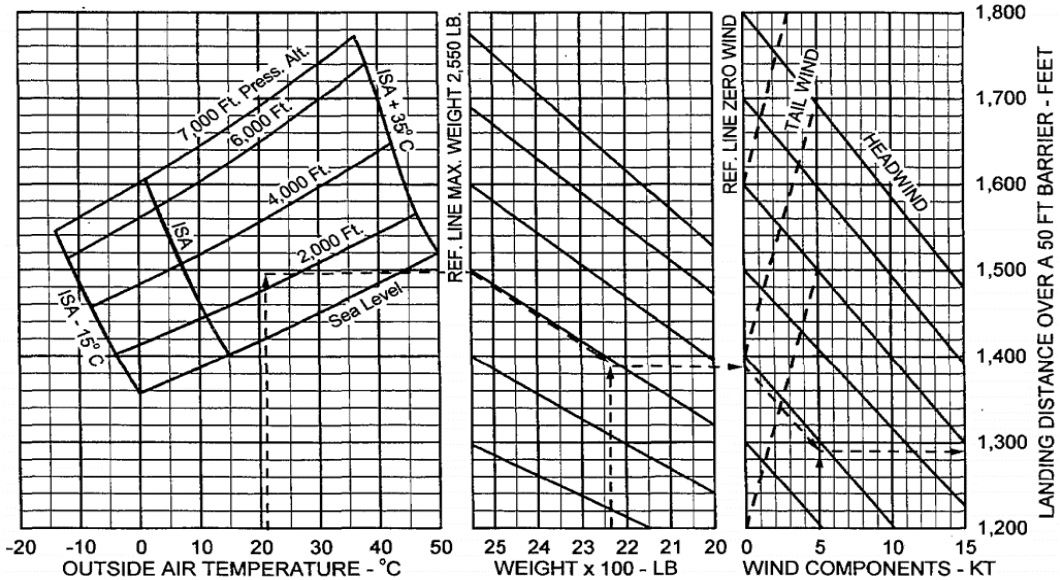


LANDING PERFORMANCE

ASSOCIATED CONDITIONS

Power Off Approach, 40° Flaps, 66 KIAS, Full Stall
 Touchdown, Maximum Braking, Paved, Level, Dry Runway

EXAMPLE:
 Airport Pressure Altitude: 2,500 FT.
 O.A.T.: 21°C
 Gross Weight: 2,240 LB.
 Headwind: 5 KT.
 Landing Distance: 1,290 FT.



VFK disclaimer: The material and information contained in this document is for general information purpose only. You should always use the airplane POH manual for updated